












Hamlet of Kingman

LAND USE / INDEX MAP

DISTRICT LEGEND

-  CR1 (Small Lot Country Residential)
-  CR2 (Large Lot Country Residential)
-  DC (Direct Control)
-  GREC (General Recreation)
-  IPU (Institutional and Public Use)
-  LR (Lake Resort)
-  PROV (Provincial Regs)
-  RCI (Rural Commercial and Industrial)
-  UC (Urban Commercial)
-  UI (Urban Industrial)
-  UR (Urban Residential)
-  WP (Watershed Protection)

