













## BYLAW 1373

Camrose County does not guarantee the currency, completeness or accuracy of this map and it is provided without warranty or condition of any kind.

Please contact the Planning & Development Department for original plans at (780) 672-4446 or [planning@county.camrose.ab.ca](mailto:planning@county.camrose.ab.ca).

### Legend

	CR1 (Small Lot Country Residential)		PROV (Provincial Regs)
	CR2 (Large Lot Country Residential)		RCI (Rural Commercial and Industrial)
	DC (Direct Control)		UC (Urban Commercial)
	GREC (General Recreation)		UI (Urban Industrial)
	IPU (Institutional and Public Use)		UR (Urban Residential)
	LR (Lake Resort)		WP (Watershed Protection)



# TWP 42-20



YOUR PLACE TO LIVE - WORK - PLAY

## Planning & Development

June 2016